

Circuito del Jarama
F4 SPANISH CHAMPIONSHIP
Free Practice - 1
Resultados Provisionales



Clas	Nº	Nombre	Nac.	Concursante	Vehiculo	Cat	Clas	N.V.	V.R.	Tiempo	Dif 1º	Dif Ant.	Km/h
1	27	Kas Haverkort	NLD	MP MOTORSPORT		R	1	15	14	1:39.302			139.5
2	44	Guilherme Oliveira	PRT	DRIVEX		R	2	16	13	1:39.605	0.303	0.303	139.1
3	23	Thomas Ten Brinke	NLD	MP MOTORSPORT		R	3	15	14	1:40.292	0.990	0.687	138.1
4	34	Enric Bordás	ESP	FÓRMULA DE CAMPEONES		R	4	14	6	1:40.341	1.039	0.049	138.1
5	96	Oliver Goethe	DNK	MP MOTORSPORT		R	5	13	12	1:40.373	1.071	0.032	138.0
6	15	Lena Buhler	CHE	DRIVEX		R	6	13	9	1:40.713	1.411	0.340	137.6
7	33	Carles Martínez	ESP	FÓRMULA DE CAMPEONES				15	7	1:40.776	1.474	0.063	137.5
8	13	Joshua Dufek	CHE	MP MOTORSPORT		R	7	11	11	1:40.826	1.524	0.050	137.4
9	64	Mari Boya	ESP	MP MOTORSPORT		R	8	14	14	1:41.074	1.772	0.248	137.1
10	22	Paul Adrien Pallot	FRA	DRIVEX				16	10	1:41.589	2.287	0.515	136.4
11	7	Lorenzo Fluxá	ESP	GLOBAL RACING SERVICES		R	9	15	6	1:41.795	2.493	0.206	136.1
12	75	Nicolas Baptiste	COL	DRIVEX		R	10	17	16	1:42.171	2.869	0.376	135.6
13	11	Enzo Joullie	FRA	MP MOTORSPORT		R	11	14	13	1:42.332	3.030	0.161	135.4
14	52	Suleiman Zanfari	MAR	GLOBAL RACING SERVICES		R	12	15	14	1:42.360	3.058	0.028	135.4
15	31	Alejandro García	MEX	GLOBAL RACING SERVICES				16	15	1:42.880	3.578	0.520	134.7

Publicada a las :.....

Track

13.4 °C

Air Temp: 14.2 °C

Humidity: 87 %

Track

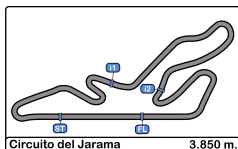
WET

Comisarios Deportivos:

Director de Carrera:

Cronometrador:





Circuito del Jarama
F4 SPANISH CHAMPIONSHIP
Free Practice - 1



Resultados 2ª Vuelta Rápida Provisionales

Clas	Nº	Nombre	Nac.	Concursante	Vehiculo	Cat	Clas	N.V.	V.R.	Tiempo	Dif 1º	Dif Ant.	Km/h
1	44	Guilherme Oliveira	PRT	DRIVEX		R	1	16	9	1:40.085			139.1
2	27	Kas Haverkort	NLD	MP MOTORSPORT		R	2	15	13	1:40.680	0.595	0.595	139.5
3	15	Lena Buhler	CHE	DRIVEX		R	3	13	8	1:40.820	0.735	0.140	137.6
4	23	Thomas Ten Brinke	NLD	MP MOTORSPORT		R	4	15	13	1:41.023	0.938	0.203	138.1
5	34	Enric Bordás	ESP	FÓRMULA DE CAMPEONES		R	5	14	5	1:41.337	1.252	0.314	138.1
6	13	Joshua Dufek	CHE	MP MOTORSPORT		R	6	11	10	1:41.545	1.460	0.208	137.4
7	22	Paul Adrien Pallot	FRA	DRIVEX				16	11	1:41.696	1.611	0.151	136.4
8	33	Carles Martínez	ESP	FÓRMULA DE CAMPEONES				15	6	1:42.075	1.990	0.379	137.5
9	64	Mari Boya	ESP	MP MOTORSPORT		R	7	14	4	1:42.227	2.142	0.152	137.1
10	52	Suleiman Zanfari	MAR	GLOBAL RACING SERVICES		R	8	15	5	1:42.413	2.328	0.186	135.4
11	7	Lorenzo Fluxá	ESP	GLOBAL RACING SERVICES		R	9	15	4	1:43.133	3.048	0.720	136.1
12	75	Nicolas Baptiste	COL	DRIVEX		R	10	17	11	1:43.623	3.538	0.490	135.6
13	11	Enzo Joullie	FRA	MP MOTORSPORT		R	11	14	12	1:43.783	3.698	0.160	135.4
14	31	Alejandro García	MEX	GLOBAL RACING SERVICES				16	14	1:43.949	3.864	0.166	134.7
15	96	Oliver Goethe	DNK	MP MOTORSPORT		R	12	13	11	1:44.586	4.501	0.637	138.0

Publicada a las :.....

Track

13.4 °C

Air Temp: 14.2 °C

Humidity: 87 %

Track

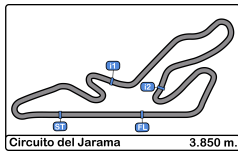
WET

Comisarios Deportivos:

Director de Carrera:

Cronometrador:





Circuito del Jarama
F4 SPANISH CHAMPIONSHIP
Free Practice - 1
Tiempos Por Vuelta

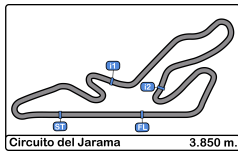


7							15								
1 Lorenzo Fluxá							1 Lena Buhler								
R 2 GLOBAL RACING SERVICES							R 2 DRIVEX								
Vta	D	Tiempo	Sector 1	Sector 2	Sector 3	V.Max	Elapsed	Vta	D	Tiempo	Sector 1	Sector 2	Sector 3	V.Max	Elapsed
1		10:03:13.127	10:02:00.446	41.276	31.405	101.5	10:03:13.127	1		10:03:00.793	10:01:44.666	44.366	31.761	92.7	10:03:00.793
2		1:47.644	43.087	35.686	28.871	173.6	10:05:00.771	2		1:52.010	44.300	37.252	30.458	180.6	10:04:52.803
3		1:44.781	41.741	34.194	28.846	183.0	10:06:45.552	3		1:46.822	41.765	35.874	29.183	200.0	10:06:39.625
4		1:43.133	40.794	33.855	28.484	190.8	10:08:28.685	4		1:43.337	40.540	34.187	28.610	217.3	10:08:22.962
5		1:43.295	40.666	33.975	28.654	198.8	10:10:11.980	5		1:49.526 P	40.127	33.874	35.525	218.6	10:10:12.488
6		1:41.795	40.067	33.538	28.190	209.3	10:11:53.775	6		4:54.773	3:51.697	34.547	28.529	109.3	10:15:07.261
7		1:50.070 P	40.033	33.495	36.542	213.4	10:13:43.845	7		1:44.987	42.535	33.944	28.508	219.5	10:16:52.248
8		6:33.282	5:18.855	41.367	33.060	91.8	10:20:17.127	8		1:40.820	39.375	33.144	28.301	219.5	10:18:33.068
9		1:57.877 P	43.652	36.628	37.597	164.6	10:22:15.004	9		1:40.713	39.453	33.128	28.132	220.4	10:20:13.781
10		5:55.026	4:46.877	37.690	30.459	106.1	10:28:10.030	10		1:57.149	39.016	32.983	45.150	221.3	10:22:10.930
11		1:55.641 P	42.543	36.254	36.844	176.1	10:30:05.671	11		1:50.871 P	41.538	34.030	35.303	203.0	10:24:01.801
12		7:55.865	6:50.036	35.979	29.850	110.7	10:38:01.536	12		4:05.244	3:01.533	35.215	28.496	112.9	10:28:07.045
13		1:46.320	41.858	35.050	29.412	176.1	10:39:47.856	13		1:46.714 P	39.246	32.804	34.664	221.3	10:29:53.759
14		1:45.644	41.700	35.037	28.907	190.4	10:41:33.500								
15		1:53.386 P	41.027	34.472	37.887	210.1	10:43:26.886								

11							22								
1 Enzo Joulie							1 Paul Adrien Pallot								
R 2 MP MOTORSPORT							R 2 DRIVEX								
Vta	D	Tiempo	Sector 1	Sector 2	Sector 3	V.Max	Elapsed	Vta	D	Tiempo	Sector 1	Sector 2	Sector 3	V.Max	Elapsed
1		10:03:36.674	10:02:22.137	42.874	31.663	80.5	10:03:36.674	1		10:02:59.135	10:01:46.541	41.215	31.379	91.8	10:02:59.135
2		1:51.874	45.025	36.933	29.916	153.6	10:05:28.548	2		1:52.694	44.581	37.457	30.656	168.7	10:04:51.829
3		1:47.590	42.788	35.497	29.305	167.1	10:07:16.138	3		1:55.005 P	43.307	35.641	36.057	181.8	10:06:46.834
4		1:44.284	41.085	34.421	28.778	177.0	10:09:00.422	4		4:51.102	3:46.737	35.304	29.061	111.8	10:11:37.936
5		1:49.229 P	41.008	34.112	34.109	188.1	10:10:49.651	5		1:44.085	41.339	34.146	28.600	212.5	10:13:22.021
6		7:06.842 P	5:42.394	44.169	40.279	81.1	10:17:56.493	6		1:42.453	39.962	33.849	28.642	218.1	10:15:04.474
7		6:05.450	4:56.182	38.327	30.941	98.7	10:24:01.943	7		1:41.944	39.514	33.773	28.657	220.4	10:16:46.418
8		1:49.292	42.653	36.464	30.175	187.5	10:25:51.235	8		1:41.738	39.716	33.402	28.620	219.9	10:18:28.156
9		1:46.177	41.459	35.222	29.496	192.5	10:27:37.412	9		1:42.296	39.777	33.924	28.595	221.3	10:20:10.452
10		1:50.402 P	40.893	34.756	34.753	201.8	10:29:27.814	10		1:41.589	39.879	33.451	28.259	222.2	10:21:52.041
11		8:28.565	7:24.359	34.686	29.520	115.2	10:37:56.379	11		1:41.696	40.065	33.270	28.361	223.1	10:23:33.737
12		1:43.783	40.813	34.166	28.804	204.9	10:39:40.162	12		1:59.575 P	49.693	34.477	35.405	221.3	10:25:33.312
13		1:42.332	40.264	33.725	28.343	208.4	10:41:22.494	13		12:27.438	11:18.083	38.224	31.131	107.1	10:38:00.750
14		1:46.853 P	39.854	33.714	33.285	210.1	10:43:09.347	14		1:51.975	44.818	36.496	30.661	178.8	10:39:52.725
15								15		1:47.868	42.566	35.341	29.961	197.8	10:41:40.593
16								16		1:55.630 P	41.307	37.292	37.031	213.8	10:43:36.223

13							23								
1 Joshua Dufek							1 Thomas Ten Brinke								
R 2 MP MOTORSPORT							R 2 MP MOTORSPORT								
Vta	D	Tiempo	Sector 1	Sector 2	Sector 3	V.Max	Elapsed	Vta	D	Tiempo	Sector 1	Sector 2	Sector 3	V.Max	Elapsed
1		10:03:17.183	10:02:08.594	38.350	30.239	90.4	10:03:17.183	1		10:03:30.633	10:02:17.457	41.186	31.990	87.3	10:03:30.633
2		1:46.440	42.895	34.842	28.703	178.5	10:05:03.623	2		1:52.366	44.630	37.462	30.274	165.8	10:05:22.999
3		1:42.225	40.053	33.749	28.423	219.0	10:06:45.848	3		1:47.748	42.435	35.818	29.495	177.9	10:07:10.747
4		1:47.866 P	39.794	33.276	34.796	216.8	10:08:33.714	4		1:51.740 P	41.597	34.583	35.560	187.8	10:09:02.487
5		5:30.372 P	4:15.827	38.084	36.461	79.1	10:14:04.086	5		7:16.158 P	6:00.384	40.431	35.343	83.3	10:16:18.645
6		5:06.756	4:00.640	36.260	29.856	93.1	10:19:10.842	6		6:08.933	5:01.719	36.452	30.762	90.5	10:22:27.578
7		1:46.686	41.570	34.747	30.369	212.5	10:20:57.528	7		1:46.457	42.323	35.106	29.028	186.5	10:24:14.035
8		1:45.539	42.483	34.024	29.032	222.6	10:22:43.067	8		1:44.182	40.734	34.491	28.957	202.2	10:25:58.217
9		1:42.874	40.353	34.082	28.439	224.5	10:24:25.941	9		1:42.338	40.155	33.743	28.440	214.2	10:27:40.555
10		1:41.545	39.789	33.183	28.573	224.0	10:26:07.486	10		1:41.763	39.819	33.412	28.532	221.7	10:29:22.318
11		1:40.826	39.807	33.024	27.995	222.6	10:27:48.312	11		1:54.793 P	39.768	36.999	38.026	213.8	10:31:17.111
12								12		6:36.126	5:33.941	33.859	28.326	116.5	10:37:53.237
13								13		1:41.023	39.578	33.217	28.228	218.1	10:39:34.260
14								14		1:40.292	39.481	33.156	27.655	213.8	10:41:14.552
15								15		1:47.212 P	38.796	33.204	35.212	221.3	10:43:01.764





Circuito del Jarama
F4 SPANISH CHAMPIONSHIP
Free Practice - 1
Tiempos Por Vuelta



27 1 Kas Haverkort

R 2 MP MOTORSPORT

Vta	D	Tiempo	Sector 1	Sector 2	Sector 3	V.Max	Elapsed
1		10:03:15.603	10:02:06.705	38.518	30.380	95.3	10:03:15.603
2		1:45.691	42.276	34.931	28.484	175.6	10:05:01.294
3		1:42.191	40.648	33.311	28.232	194.5	10:06:43.485
4		1:47.296 P	39.674	32.767	34.855	221.3	10:08:30.781
5		6:14.414 P	4:58.246	38.506	37.662	86.7	10:14:45.195
6		7:40.481	6:34.337	36.094	30.050	90.3	10:22:25.676
7		1:46.836	43.329	34.565	28.942	172.5	10:24:12.512
8		1:43.952	41.107	34.181	28.664	213.8	10:25:56.464
9		1:42.437	40.362	33.473	28.602	220.8	10:27:38.901
10		1:41.693	39.906	33.546	28.241	221.7	10:29:20.594
11		1:55.364 P	41.019	36.937	37.408	201.1	10:31:15.958
12		6:33.542	5:31.282	33.789	28.471	121.3	10:37:49.500
13		1:40.680	39.507	33.120	28.053	221.3	10:39:30.180
14		1:39.302	39.021	32.521	27.760	224.5	10:41:09.482
15		1:51.478 P	39.256	36.665	35.557	225.9	10:43:00.960

34 1 Enric Bordás

R 2 FÓRMULA DE CAMPEONES

Vta	D	Tiempo	Sector 1	Sector 2	Sector 3	V.Max	Elapsed
1		10:03:48.076	10:02:38.149	39.202	30.725	85.7	10:03:48.076
2		1:48.839	43.234	36.372	29.233	167.4	10:05:36.915
3		1:44.496	40.999	34.656	28.841	214.2	10:07:21.411
4		1:42.709	40.298	34.054	28.357	217.7	10:09:04.120
5		1:41.337	39.490	33.472	28.375	219.0	10:10:45.457
6		1:40.341	39.220	32.942	28.179	219.5	10:12:25.798
7		1:46.680 P	39.389	32.937	34.354	220.4	10:14:12.478
8		5:25.032	4:04.473	45.177	35.382	88.2	10:19:37.510
9		2:13.081 P	49.152	43.856	40.073	156.2	10:21:50.591
10		5:25.406	4:05.169	44.795	35.442	82.8	10:27:15.997
11		2:09.631 P	48.045	41.994	39.592	158.8	10:29:25.628
12		9:23.214	8:13.307	38.938	30.969	93.9	10:38:48.842
13		1:47.862	42.508	35.674	29.680	184.6	10:40:36.704
14		1:51.074 P	41.238	34.273	35.563	203.7	10:42:27.778

31 1 Alejandro García

R 2 GLOBAL RACING SERVICES

Vta	D	Tiempo	Sector 1	Sector 2	Sector 3	V.Max	Elapsed
1		10:02:57.837	10:01:42.228	43.003	32.606	89.3	10:02:57.837
2		1:59.474 P	44.028	38.684	36.762	177.6	10:04:57.311
3		9:35.791	8:21.410	42.151	32.230	79.3	10:14:33.102
4		1:53.064	44.634	37.755	30.675	187.5	10:16:26.166
5		1:49.703	42.001	37.274	30.428	210.1	10:18:15.869
6		1:49.362	42.715	36.324	30.323	211.7	10:20:05.231
7		1:46.484	41.289	35.426	29.769	209.7	10:21:51.715
8		1:48.513	41.818	36.362	30.333	194.9	10:23:40.228
9		1:46.624	41.200	35.591	29.833	206.8	10:25:26.852
10		1:45.821	41.082	34.991	29.748	214.2	10:27:12.673
11		1:44.935	40.771	34.721	29.443	216.0	10:28:57.608
12		1:52.708 P	40.918	34.941	36.849	206.5	10:30:50.316
13		7:25.614	6:18.117	37.912	29.585	91.9	10:38:15.930
14		1:43.949	40.321	34.571	29.057	216.0	10:39:59.879
15		1:42.880	40.086	34.086	28.708	218.6	10:41:42.759
16		1:50.575 P	40.097	35.112	35.366	215.1	10:43:33.334

44 1 Guilherme Oliveira

R 2 DRIVEX

Vta	D	Tiempo	Sector 1	Sector 2	Sector 3	V.Max	Elapsed
1		10:03:27.731	10:02:11.882	42.905	32.944	91.9	10:03:27.731
2		1:56.193	46.180	39.430	30.583	150.6	10:05:23.924
3		1:47.395	42.412	35.884	29.099	173.9	10:07:11.319
4		1:45.686	42.091	34.798	28.797	173.6	10:08:57.005
5		1:42.910	40.090	34.288	28.532	215.5	10:10:39.915
6		1:41.535	39.471	33.903	28.161	217.7	10:12:21.450
7		1:48.104 P	39.122	33.713	35.269	218.1	10:14:09.554
8		4:55.529	3:52.593	34.738	28.198	108.7	10:19:05.083
9		1:40.085	38.975	33.387	27.723	217.7	10:20:45.168
10		1:40.744	39.030	33.407	28.307	218.6	10:22:25.912
11		1:40.162	38.802	33.233	28.127	218.6	10:24:06.074
12		1:42.639	40.119	34.046	28.474	219.5	10:25:48.713
13		1:39.605	38.900	33.013	27.692	220.8	10:27:28.318
14		1:39.340	38.635	33.154	27.551	220.8	10:29:07.658
15		1:53.397 P	40.458	35.021	37.918	196.3	10:31:01.055
16		7:55.653 P	6:46.396	35.050	34.207	108.4	10:38:56.708

33 1 Carles Martínez

R 2 FÓRMULA DE CAMPEONES

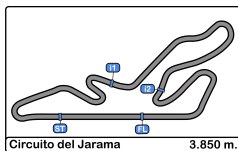
Vta	D	Tiempo	Sector 1	Sector 2	Sector 3	V.Max	Elapsed
1		10:02:36.939	10:01:24.410	40.823	31.706	83.8	10:02:36.939
2		1:50.196	44.043	36.262	29.891	170.6	10:04:27.135
3		1:45.371	41.374	34.726	29.271	208.8	10:06:12.506
4		1:43.709	40.059	34.719	28.931	215.1	10:07:56.215
5		1:42.274	39.872	33.832	28.570	216.0	10:09:38.489
6		1:42.075	39.698	33.773	28.604	217.3	10:11:20.564
7		1:40.776	39.211	33.356	28.209	218.1	10:13:01.340
8		1:51.066 P	40.631	34.368	36.067	214.7	10:14:52.406
9		4:58.891	3:43.365	42.667	32.859	85.0	10:19:51.297
10		2:02.799 P	44.038	38.418	40.343	180.0	10:21:54.096
11		5:07.671	3:51.410	43.081	33.180	74.5	10:27:01.767
12		2:00.562 P	44.160	38.160	38.242	194.9	10:29:02.329
13		9:15.547	8:05.751	39.099	30.697	92.8	10:38:17.876
14		1:48.399	42.534	36.300	29.565	200.0	10:40:06.275
15		1:57.520 P	41.689	36.636	39.195	213.0	10:42:03.795

52 1 Suleiman Zanfari

R 2 GLOBAL RACING SERVICES

Vta	D	Tiempo	Sector 1	Sector 2	Sector 3	V.Max	Elapsed
1		10:08:00.819	10:06:50.556	38.648	31.615	79.4	10:08:00.819
2		1:47.586	42.360	35.368	29.858	197.0	10:09:48.405
3		1:45.669	41.752	34.606	29.311	211.3	10:11:34.074
4		1:43.590	40.488	34.034	29.068	210.9	10:13:17.664
5		1:42.413	40.206	33.504	28.703	213.8	10:15:00.077
6		1:50.848 P	39.755	33.457	37.636	213.0	10:16:50.925
7		7:14.846	6:04.684	38.925	31.237	92.2	10:24:05.771
8		1:53.618	45.135	37.851	30.632	166.4	10:25:59.389
9		1:46.284	41.808	35.251	29.225	193.5	10:27:45.673
10		1:44.230	40.848	34.349	29.033	204.1	10:29:29.903
11		1:56.336 P	40.906	37.059	38.371	201.4	10:31:26.239
12		6:36.544	5:31.965	35.217	29.362	98.3	10:38:02.783
13		1:46.612	43.088	34.772	28.752	178.5	10:39:49.395
14		1:42.360	40.081	33.984	28.295	218.1	10:41:31.755
15		1:50.080 P	39.615	33.831	36.634	215.5	10:43:21.835





Circuito del Jarama
F4 SPANISH CHAMPIONSHIP
Free Practice - 1
Tiempos Por Vuelta



64

1 Mari Boya

R 2 MP MOTORSPORT

Vta	D	Tiempo	Sector 1	Sector 2	Sector 3	V.Max	Elapsed
1		10:03:05.947	10:01:56.425	39.211	30.311	91.3	10:03:05.947
2		1:45.944	41.583	35.322	29.039	188.4	10:04:51.891
3		1:43.390	40.439	34.540	28.411	212.1	10:06:35.281
4		1:42.227	39.900	34.177	28.150	217.3	10:08:17.508
5		1:45.766 P	39.596	33.453	32.717	218.6	10:10:03.274
6		5:37.825 P	4:15.936	42.937	38.952	88.4	10:15:41.099
7		8:18.282	7:09.367	38.242	30.673	102.6	10:23:59.381
8		1:49.036	42.452	36.375	30.209	205.3	10:25:48.417
9		1:45.816	41.315	35.170	29.331	210.9	10:27:34.233
10		1:45.006	40.859	35.097	29.050	215.1	10:29:19.239
11		2:08.909 P	42.075	36.232	50.602	216.0	10:31:28.148
12		6:25.579	5:21.777	34.331	29.471	115.6	10:37:53.727
13		1:42.290	40.087	33.804	28.399	217.7	10:39:36.017
14		1:41.074	39.606	33.099	28.369	223.6	10:41:17.091
15			39.316			224.0	

75

1 Nicolas Baptiste

R 2 DRIVEX

Vta	D	Tiempo	Sector 1	Sector 2	Sector 3	V.Max	Elapsed
1		10:02:48.617	10:01:30.612	44.173	33.832	94.2	10:02:48.617
2		1:58.013	45.883	39.498	32.632	189.1	10:04:46.630
3		1:56.269	44.276	41.124	30.869	213.0	10:06:42.899
4		1:50.427	44.678	36.168	29.581	194.5	10:08:33.326
5		1:57.604 P	42.766	35.406	39.432	217.3	10:10:30.930
6		5:38.299	4:32.277	36.500	29.522	96.3	10:16:09.229
7		1:45.615	41.239	34.803	29.573	216.0	10:17:54.844
8		1:45.012	40.797	34.683	29.532	216.4	10:19:39.856
9		1:43.954	40.382	34.367	29.205	214.2	10:21:23.810
10		1:43.728	40.734	34.031	28.963	219.0	10:23:07.538
11		1:43.623	40.619	33.909	29.095	218.6	10:24:51.161
12		1:52.873 P	41.035	34.912	36.926	203.7	10:26:44.034
13		4:11.097 P	2:57.260	36.334	37.503	109.7	10:30:55.131
14		7:09.704	6:06.231	34.600	28.873	113.5	10:38:04.835
15		1:47.092	41.320	36.447	29.325	216.4	10:39:51.927
16		1:42.171	39.297	33.992	28.882	220.4	10:41:34.098
17		1:49.761 P	39.995	33.945	35.821	216.8	10:43:23.859

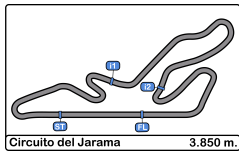
96

1 Oliver Goethe

R 2 MP MOTORSPORT

Vta	D	Tiempo	Sector 1	Sector 2	Sector 3	V.Max	Elapsed
1		10:03:45.496	10:02:28.549	42.702	34.245	81.9	10:03:45.496
2		1:55.598	45.310	39.413	30.875	188.4	10:05:41.094
3		1:48.961	42.783	35.841	30.337	208.4	10:07:30.055
4		1:54.820 P	42.704	36.322	35.794	215.5	10:09:24.875
5		6:43.638 P	5:27.324	40.002	36.312	84.5	10:16:08.513
6		8:56.917	7:48.449	37.587	30.881	90.0	10:25:05.430
7		1:50.685	44.141	36.454	30.090	180.3	10:26:56.115
8		1:46.929	41.779	35.589	29.561	187.5	10:28:43.044
9		1:52.043 P	41.249	35.968	34.826	191.8	10:30:35.087
10		7:28.301	6:24.667	34.674	28.960	103.9	10:38:03.388
11		1:44.586	41.475	33.983	29.128	200.7	10:39:47.974
12		1:40.373	39.595	32.918	27.860	210.9	10:41:28.347
13		1:49.875 P	39.499	34.807	35.569	201.8	10:43:18.222

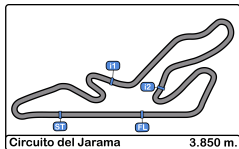




Circuito del Jarama
F4 SPANISH CHAMPIONSHIP
Free Practice - 1
Mejores Sectores



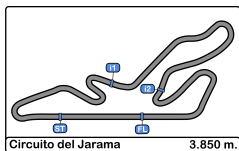
Sector - 1				Sector - 2				Sector - 3				Vuelta Ideal vs Mejor Vuelta			
Clas	Nº	Nombre	Tiempo	Nº	Nombre	Tiempo	Nº	Nombre	Tiempo	Clas	Nº	Nombre	Vta. Ideal	Mejor Vta.	Clas
1	44	Guilherme Oliveira	38.635	27	Kas Haverkort	32.521	44	Guilherme Oliveira	27.551	1	44	Guilherme Oliveira	1:39.199	1:39.605	2
2	23	Thomas Ten Brinke	38.796	15	Lena Buhler	32.804	23	Thomas Ten Brinke	27.655	2	27	Kas Haverkort	1:39.302	1:39.302	1
3	15	Lena Buhler	39.016	96	Oliver Goethe	32.918	27	Kas Haverkort	27.760	3	23	Thomas Ten Brinke	1:39.607	1:40.292	3
4	27	Kas Haverkort	39.021	34	Enric Bordás	32.937	96	Oliver Goethe	27.860	4	15	Lena Buhler	1:39.952	1:40.713	6
5	33	Carles Martínez	39.211	44	Guilherme Oliveira	33.013	13	Joshua Dufek	27.995	5	96	Oliver Goethe	1:40.277	1:40.373	5
6	34	Enric Bordás	39.220	13	Joshua Dufek	33.024	15	Lena Buhler	28.132	6	34	Enric Bordás	1:40.336	1:40.341	4
7	75	Nicolas Baptiste	39.297	64	Mari Boya	33.099	64	Mari Boya	28.150	7	64	Mari Boya	1:40.565	1:41.074	9
8	64	Mari Boya	39.316	23	Thomas Ten Brinke	33.156	34	Enric Bordás	28.179	8	33	Carles Martínez	1:40.776	1:40.776	7
9	96	Oliver Goethe	39.499	22	Paul Adrien Pallot	33.270	7	Lorenzo Fluxá	28.190	9	13	Joshua Dufek	1:40.808	1:40.826	8
10	22	Paul Adrien Pallot	39.514	33	Carles Martínez	33.356	33	Carles Martínez	28.209	10	22	Paul Adrien Pallot	1:41.043	1:41.589	10
11	52	Suleiman Zanfari	39.615	52	Suleiman Zanfari	33.457	22	Paul Adrien Pallot	28.259	11	52	Suleiman Zanfari	1:41.367	1:42.360	14
12	13	Joshua Dufek	39.789	7	Lorenzo Fluxá	33.495	52	Suleiman Zanfari	28.295	12	7	Lorenzo Fluxá	1:41.718	1:41.795	11
13	11	Enzo Joulie	39.854	11	Enzo Joulie	33.714	11	Enzo Joulie	28.343	13	11	Enzo Joulie	1:41.911	1:42.332	13
14	7	Lorenzo Fluxá	40.033	75	Nicolas Baptiste	33.909	31	Alejandro García	28.708	14	75	Nicolas Baptiste	1:42.079	1:42.171	12
15	31	Alejandro García	40.086	31	Alejandro García	34.086	75	Nicolas Baptiste	28.873	15	31	Alejandro García	1:42.880	1:42.880	15



Circuito del Jarama
F4 SPANISH CHAMPIONSHIP
Free Practice - 1
5 Mejores Tiempos



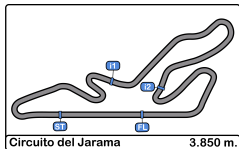
Clas	Nº	Nombre	Nac.	Concursante	Vehiculo	Cat	Mejor 1		Mejor 2		Mejor 3		Mejor 4		Mejor 5	
							Tiempo	Vta.	Tiempo	Vta.	Tiempo	Vta.	Tiempo	Vta.	Tiempo	Vta.
1	27	Kas Haverkort	NLD	MP MOTORSPORT		R	1:39.302	14	1:40.680	13	1:42.191	3	1:42.437	9	1:43.952	8
2	44	Guilherme Oliveira	PRT	DRIVEX		R	1:39.605	13	1:40.085	9	1:40.162	11	1:40.744	10	1:41.535	6
3	23	Thomas Ten Brinke	NLD	MP MOTORSPORT		R	1:40.292	14	1:41.023	13	1:42.338	9	1:44.182	8	1:46.457	7
4	34	Enric Bordás	ESP	FÓRMULA DE CAMPEONES		R	1:40.341	6	1:41.337	5	1:42.709	4	1:44.496	3	1:46.680	7
5	96	Oliver Goethe	DNK	MP MOTORSPORT		R	1:40.373	12	1:44.586	11	1:46.929	8	1:48.961	3	1:49.875	13
6	15	Lena Buhler	CHE	DRIVEX		R	1:40.713	9	1:40.820	8	1:43.337	4	1:44.987	7	1:46.822	3
7	33	Carles Martínez	ESP	FÓRMULA DE CAMPEONES			1:40.776	7	1:42.075	6	1:42.274	5	1:43.709	4	1:45.371	3
8	13	Joshua Dufek	CHE	MP MOTORSPORT		R	1:40.826	11	1:41.545	10	1:42.225	3	1:42.874	9	1:45.539	8
9	64	Mari Boya	ESP	MP MOTORSPORT		R	1:41.074	14	1:42.227	4	1:42.290	13	1:43.390	3	1:45.766	5
10	22	Paul Adrien Pallot	FRA	DRIVEX			1:41.589	10	1:41.696	11	1:41.738	8	1:41.944	7	1:42.296	9
11	7	Lorenzo Fluxá	ESP	GLOBAL RACING SERVICES		R	1:41.795	6	1:43.133	4	1:43.295	5	1:44.781	3	1:45.644	14
12	75	Nicolas Baptiste	COL	DRIVEX		R	1:42.171	16	1:43.623	11	1:43.728	10	1:43.954	9	1:45.012	8
13	11	Enzo Joullie	FRA	MP MOTORSPORT		R	1:42.332	13	1:43.783	12	1:44.284	4	1:46.177	9	1:46.853	14
14	52	Suleiman Zanfari	MAR	GLOBAL RACING SERVICES		R	1:42.360	14	1:42.413	5	1:43.590	4	1:45.669	3	1:46.284	9
15	31	Alejandro García	MEX	GLOBAL RACING SERVICES			1:42.880	15	1:43.949	14	1:44.935	11	1:45.821	10	1:46.484	7



Circuito del Jarama
F4 SPANISH CHAMPIONSHIP
Free Practice - 1
5 Mejores Velocidades



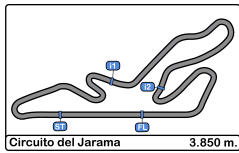
Cia	Nº	Nombre	Nac.	Concursante	Vehiculo	Cat	Maxima 1		Maxima 2		Maxima 3		Maxima 4		Maxima 5		Media
							Km/h	Vta.	Km/h	Vta.	Km/h	Vta.	Km/h	Vta.	Km/h	Vta.	
1	13	Joshua Dufek	CHE	MP MOTORSPORT		R	227.3	12	224.5	9	224.0	10	222.6	8	222.6	11	224.2
2	27	Kas Haverkort	NLD	MP MOTORSPORT		R	225.9	15	224.5	14	221.7	10	221.3	4	221.3	13	222.9
3	64	Mari Boya	ESP	MP MOTORSPORT		R	224.0	15	223.6	14	218.6	5	217.7	13	217.3	4	220.2
4	22	Paul Adrien Pallot	FRA	DRIVEX			223.1	11	222.2	10	221.3	9	221.3	12	220.4	7	221.6
5	23	Thomas Ten Brinke	NLD	MP MOTORSPORT		R	221.7	10	221.3	15	218.1	13	214.2	9	213.8	11	217.8
6	15	Lena Buhler	CHE	DRIVEX		R	221.3	10	221.3	13	220.4	9	219.5	7	219.5	8	220.4
7	44	Guilherme Oliveira	PRT	DRIVEX		R	220.8	13	220.8	14	219.5	12	218.6	10	218.6	11	219.6
8	34	Enric Bordás	ESP	FÓRMULA DE CAMPEONES		R	220.4	7	219.5	6	219.0	5	217.7	4	214.2	3	218.2
9	75	Nicolas Baptiste	COL	DRIVEX		R	220.4	16	219.0	10	218.6	11	217.3	5	216.8	17	218.4
10	31	Alejandro García	MEX	GLOBAL RACING SERVICES			218.6	15	216.0	11	216.0	14	215.1	16	214.2	10	216.0
11	33	Carles Martínez	ESP	FÓRMULA DE CAMPEONES			218.1	7	217.3	6	216.0	5	215.1	4	214.7	8	216.2
12	52	Suleiman Zanfari	MAR	GLOBAL RACING SERVICES		R	218.1	14	215.5	15	213.8	5	213.0	6	211.3	3	214.3
13	96	Oliver Goethe	DNK	MP MOTORSPORT		R	215.5	4	210.9	12	208.4	3	201.8	13	200.7	11	207.5
14	7	Lorenzo Fluxá	ESP	GLOBAL RACING SERVICES		R	213.4	7	210.1	15	209.3	6	198.8	5	190.8	4	204.5
15	11	Enzo Joulle	FRA	MP MOTORSPORT		R	210.1	14	208.4	13	204.9	12	201.8	10	192.5	9	203.5



Circuito del Jarama
F4 SPANISH CHAMPIONSHIP
Free Practice - 1
Secuencia Vueltas Rápidas



<u>Vta</u>	<u>Hora Día</u>	<u>T Sesión</u>	<u>Nº</u>	<u>Nombre</u>	<u>Nac.</u>	<u>Concursante</u>	<u>Vehículo</u>	<u>Cat</u>	<u>Time</u>	<u>Km/h</u>
2	10:04:27.135	4:27.135	33	Carles Martínez	ESP	FÓRMULA DE CAMPEONES			1:50.196	125.7
2	10:04:51.891	4:51.891	64	Mari Boya	ESP	MP MOTORSPORT		R	1:45.944	130.8
2	10:05:01.294	5:01.294	27	Kas Haverkort	NLD	MP MOTORSPORT		R	1:45.691	131.1
3	10:06:12.506	6:12.506	33	Carles Martínez	ESP	FÓRMULA DE CAMPEONES			1:45.371	131.5
3	10:06:35.281	6:35.281	64	Mari Boya	ESP	MP MOTORSPORT		R	1:43.390	134.0
3	10:06:43.485	6:43.485	27	Kas Haverkort	NLD	MP MOTORSPORT		R	1:42.191	135.6
5	10:10:45.457	10:45.457	34	Enric Bordás	ESP	FÓRMULA DE CAMPEONES		R	1:41.337	136.7
6	10:12:25.798	12:25.798	34	Enric Bordás	ESP	FÓRMULA DE CAMPEONES		R	1:40.341	138.1
9	10:20:45.168	20:45.168	44	Guilherme Oliveira	PRT	DRIVEX		R	1:40.085	138.4
13	10:27:28.318	27:28.318	44	Guilherme Oliveira	PRT	DRIVEX		R	1:39.605	139.1
14	10:41:09.482	41:09.482	27	Kas Haverkort	NLD	MP MOTORSPORT		R	1:39.302	139.5

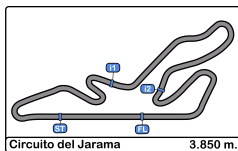


Circuito del Jarama
F4 SPANISH CHAMPIONSHIP
Free Practice - 1



Mejor Maxima Velocidad del Evento

Nº	Nombre	Nac.	Concursante	Vehiculo	Cat	Clas	Km/h	Sesion
13	Joshua Dufek	CHE	MP MOTORSPORT		R	1	227.3	Free Practice - 1
27	Kas Haverkort	NLD	MP MOTORSPORT		R	2	225.9	Free Practice - 1
64	Mari Boya	ESP	MP MOTORSPORT		R	3	224.0	Free Practice - 1
22	Paul Adrien Pallot	FRA	DRIVEX				223.1	Free Practice - 1
23	Thomas Ten Brinke	NLD	MP MOTORSPORT		R	4	221.7	Free Practice - 1
15	Lena Buhler	CHE	DRIVEX		R	5	221.3	Free Practice - 1
44	Guilherme Oliveira	PRT	DRIVEX		R	6	220.8	Free Practice - 1
34	Enric Bordás	ESP	FÓRMULA DE CAMPEONES		R	7	220.4	Free Practice - 1
75	Nicolas Baptiste	COL	DRIVEX		R	8	220.4	Free Practice - 1
31	Alejandro García	MEX	GLOBAL RACING SERVICES				218.6	Free Practice - 1
33	Carles Martínez	ESP	FÓRMULA DE CAMPEONES				218.1	Free Practice - 1
52	Suleiman Zanfari	MAR	GLOBAL RACING SERVICES		R	9	218.1	Free Practice - 1
96	Oliver Goethe	DNK	MP MOTORSPORT		R	10	215.5	Free Practice - 1
7	Lorenzo Fluxá	ESP	GLOBAL RACING SERVICES		R	11	213.4	Free Practice - 1
11	Enzo Joulie	FRA	MP MOTORSPORT		R	12	210.1	Free Practice - 1



Circuito del Jarama
F4 SPANISH CHAMPIONSHIP
Free Practice - 1
Tiempos Parada en Pit



7 Lorenzo Fluxá

GLOBAL RACING SERVICES R

Nr.	Hora Día Entrada	Tiempo Entrada	Tiempo Salida	Tiempo Box	Tiempo Box Total
1	10:13:40.780	10:13:40.780	10:18:17.641	0:04:36.861	0:04:36.861
2	10:22:11.931	10:22:11.931	10:26:19.020	0:04:07.089	0:08:43.950
3	10:30:02.663	10:30:02.663	10:36:15.669	0:06:13.006	0:14:56.956

11 Enzo Joullie

MP MOTORSPORT R

Nr.	Hora Día Entrada	Tiempo Entrada	Tiempo Salida	Tiempo Box	Tiempo Box Total
1	10:10:46.461	10:10:46.461	10:15:42.205	0:04:55.744	0:04:55.744
2	10:17:53.359	10:17:53.359	10:22:10.618	0:04:17.259	0:09:13.003
3	10:29:24.757	10:29:24.757	10:36:13.862	0:06:49.105	0:16:02.108

13 Joshua Dufek

MP MOTORSPORT R

Nr.	Hora Día Entrada	Tiempo Entrada	Tiempo Salida	Tiempo Box	Tiempo Box Total
1	10:08:30.669	10:08:30.669	10:12:04.377	0:03:33.708	0:03:33.708
2	10:14:01.061	10:14:01.061	10:17:22.443	0:03:21.382	0:06:55.090

15 Lena Buhler

DRIVEX R

Nr.	Hora Día Entrada	Tiempo Entrada	Tiempo Salida	Tiempo Box	Tiempo Box Total
1	10:10:09.447	10:10:09.447	10:13:25.848	0:03:16.401	0:03:16.401
2	10:23:58.772	10:23:58.772	10:26:25.582	0:02:26.810	0:05:43.211

22 Paul Adrien Pallot

DRIVEX R

Nr.	Hora Día Entrada	Tiempo Entrada	Tiempo Salida	Tiempo Box	Tiempo Box Total
1	10:06:43.714	10:06:43.714	10:09:55.054	0:03:11.340	0:03:11.340
2	10:25:30.048	10:25:30.048	10:36:08.073	0:10:38.025	0:13:49.365

23 Thomas Ten Brinke

MP MOTORSPORT R

Nr.	Hora Día Entrada	Tiempo Entrada	Tiempo Salida	Tiempo Box	Tiempo Box Total
1	10:08:59.521	10:08:59.521	10:14:17.004	0:05:17.483	0:05:17.483
2	10:16:15.887	10:16:15.887	10:20:38.587	0:04:22.700	0:09:40.183
3	10:31:13.971	10:31:13.971	10:36:12.648	0:04:58.677	0:14:38.860

27 Kas Haverkort

MP MOTORSPORT R

Nr.	Hora Día Entrada	Tiempo Entrada	Tiempo Salida	Tiempo Box	Tiempo Box Total
1	10:08:27.730	10:08:27.730	10:12:42.865	0:04:15.135	0:04:15.135
2	10:14:42.168	10:14:42.168	10:20:37.948	0:05:55.780	0:10:10.915
3	10:31:12.943	10:31:12.943	10:36:09.766	0:04:56.823	0:15:07.738

31 Alejandro García

GLOBAL RACING SERVICES R

Nr.	Hora Día Entrada	Tiempo Entrada	Tiempo Salida	Tiempo Box	Tiempo Box Total
1	10:04:54.308	10:04:54.308	10:12:31.079	0:07:36.771	0:07:36.771
2	10:30:47.300	10:30:47.300	10:36:27.291	0:05:39.991	0:13:16.762

33 Carles Martínez

FÓRMULA DE CAMPEONES R

Nr.	Hora Día Entrada	Tiempo Entrada	Tiempo Salida	Tiempo Box	Tiempo Box Total
1	10:14:49.352	10:14:49.352	10:17:47.065	0:02:57.713	0:02:57.713
2	10:21:50.647	10:21:50.647	10:24:57.762	0:03:07.115	0:06:04.828
3	10:28:59.021	10:28:59.021	10:36:25.721	0:07:26.700	0:13:31.528

34 Enric Bordás

FÓRMULA DE CAMPEONES R

Nr.	Hora Día Entrada	Tiempo Entrada	Tiempo Salida	Tiempo Box	Tiempo Box Total
1	10:14:09.438	10:14:09.438	10:17:27.860	0:03:18.422	0:03:18.422
2	10:21:46.931	10:21:46.931	10:25:06.767	0:03:19.836	0:06:38.258
3	10:29:22.270	10:29:22.270	10:36:55.531	0:07:33.261	0:14:11.519

44 Guilherme Oliveira

DRIVEX R

Nr.	Hora Día Entrada	Tiempo Entrada	Tiempo Salida	Tiempo Box	Tiempo Box Total
1	10:14:06.420	10:14:06.420	10:17:23.700	0:03:17.280	0:03:17.280
2	10:30:57.715	10:30:57.715	10:37:08.766	0:06:11.051	0:09:28.331

52 Suleiman Zanfari

GLOBAL RACING SERVICES R

Nr.	Hora Día Entrada	Tiempo Entrada	Tiempo Salida	Tiempo Box	Tiempo Box Total
1	10:16:47.875	10:16:47.875	10:22:11.875	0:05:24.000	0:05:24.000
2	10:31:23.229	10:31:23.229	10:36:17.373	0:04:54.144	0:10:18.144

64 Mari Boya

MP MOTORSPORT R

Nr.	Hora Día Entrada	Tiempo Entrada	Tiempo Salida	Tiempo Box	Tiempo Box Total
1	10:10:00.274	10:10:00.274	10:13:32.599	0:03:32.325	0:03:32.325
2	10:15:38.240	10:15:38.240	10:22:08.851	0:06:30.611	0:10:02.936
3	10:31:24.763	10:31:24.763	10:36:11.442	0:04:46.679	0:14:49.615

75 Nicolas Baptiste

DRIVEX R

Nr.	Hora Día Entrada	Tiempo Entrada	Tiempo Salida	Tiempo Box	Tiempo Box Total
1	10:10:27.752	10:10:27.752	10:14:19.045	0:03:51.293	0:03:51.293
2	10:26:40.801	10:26:40.801	10:29:00.036	0:02:19.235	0:06:10.528
3	10:30:52.036	10:30:52.036	10:36:22.890	0:05:30.854	0:11:41.382

96 Oliver Goethe

MP MOTORSPORT R

Nr.	Hora Día Entrada	Tiempo Entrada	Tiempo Salida	Tiempo Box	Tiempo Box Total
1	10:09:21.677	10:09:21.677	10:14:04.569	0:04:42.892	0:04:42.892
2	10:16:05.490	10:16:05.490	10:23:13.980	0:07:08.490	0:11:51.382
3	10:30:32.056	10:30:32.056	10:36:20.757	0:05:48.701	0:17:40.083

