

Circuito del Jarama
F4 SPANISH CHAMPIONSHIP
Free Practice - 2
Resultados Provisionales



Clas	Nº	Nombre	Nac.	Concursante	Vehiculo	Cat	Clas	N.V.	V.R.	Tiempo	Dif 1º	Dif Ant.	Km/h
1	27	Kas Haverkort	NLD	MP MOTORSPORT		R	1	21	20	1:32.220			150.2
2	96	Oliver Goethe	DNK	MP MOTORSPORT		R	2	21	17	1:32.345	0.125	0.125	150.0
3	64	Mari Boya	ESP	MP MOTORSPORT		R	3	21	15	1:32.451	0.231	0.106	149.9
4	23	Thomas Ten Brinke	NLD	MP MOTORSPORT		R	4	21	15	1:32.503	0.283	0.052	149.8
5	13	Joshua Dufek	CHE	MP MOTORSPORT		R	5	21	17	1:32.581	0.361	0.078	149.7
6	22	Paul Adrien Pallot	FRA	DRIVEX				19	17	1:32.757	0.537	0.176	149.4
7	44	Guilherme Oliveira	PRT	DRIVEX		R	6	19	8	1:32.760	0.540	0.003	149.4
8	15	Lena Buhler	CHE	DRIVEX		R	7	18	12	1:32.902	0.682	0.142	149.1
9	88	Mehrbod Shameli	IRN	XCEL MOTORSPORT		R	8	18	15	1:33.041	0.821	0.139	148.9
10	11	Enzo Joullie	FRA	MP MOTORSPORT		R	9	20	14	1:33.062	0.842	0.021	148.9
11	34	Enric Bordás	ESP	FÓRMULA DE CAMPEONES		R	10	19	15	1:33.109	0.889	0.047	148.8
12	7	Lorenzo Fluxá	ESP	GLOBAL RACING SERVICES		R	11	21	17	1:33.244	1.024	0.135	148.6
13	31	Alejandro García	MEX	GLOBAL RACING SERVICES				18	14	1:33.461	1.241	0.217	148.2
14	52	Suleiman Zanfari	MAR	GLOBAL RACING SERVICES		R	12	18	15	1:33.632	1.412	0.171	148.0
15	33	Carles Martínez	ESP	FÓRMULA DE CAMPEONES				6	6	1:34.174	1.954	0.542	147.1
16	75	Nicolas Baptiste	COL	DRIVEX		R	13	17	8	1:34.456	2.236	0.282	146.7

Publicada a las :.....

Track

19.1 °C

Air Temp: 18.4 °C

Humidity: 64 %

Track

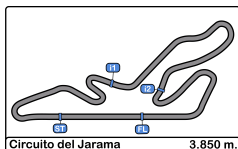
WET

Comisarios Deportivos:

Director de Carrera:

Cronometrador:





Circuito del Jarama
F4 SPANISH CHAMPIONSHIP
Free Practice - 2



Resultados 2ª Vuelta Rápida Provisionales

Clas	Nº	Nombre	Nac.	Concursante	Vehiculo	Cat	Clas	N.V.	V.R.	Tiempo	Dif 1º	Dif Ant.	Km/h
1	27	Kas Haverkort	NLD	MP MOTORSPORT		R	1	21	16	1:32.287			150.2
2	96	Oliver Goethe	DNK	MP MOTORSPORT		R	2	21	9	1:32.458	0.171	0.171	150.0
3	64	Mari Boya	ESP	MP MOTORSPORT		R	3	21	18	1:32.459	0.172	0.001	149.9
4	23	Thomas Ten Brinke	NLD	MP MOTORSPORT		R	4	21	9	1:32.533	0.246	0.074	149.8
5	13	Joshua Dufek	CHE	MP MOTORSPORT		R	5	21	5	1:32.582	0.295	0.049	149.7
6	22	Paul Adrien Pallot	FRA	DRIVEX				19	18	1:32.800	0.513	0.218	149.4
7	15	Lena Buhler	CHE	DRIVEX		R	6	18	10	1:32.905	0.618	0.105	149.1
8	44	Guilherme Oliveira	PRT	DRIVEX		R	7	19	18	1:32.915	0.628	0.010	149.4
9	11	Enzo Joullie	FRA	MP MOTORSPORT		R	8	20	16	1:33.074	0.787	0.159	148.9
10	34	Enric Bordás	ESP	FÓRMULA DE CAMPEONES		R	9	19	7	1:33.140	0.853	0.066	148.8
11	88	Mehrbod Shamelii	IRN	XCEL MOTORSPORT		R	10	18	14	1:33.195	0.908	0.055	148.9
12	7	Lorenzo Fluxá	ESP	GLOBAL RACING SERVICES		R	11	21	13	1:33.349	1.062	0.154	148.6
13	31	Alejandro García	MEX	GLOBAL RACING SERVICES				18	12	1:33.602	1.315	0.253	148.2
14	52	Suleiman Zanfari	MAR	GLOBAL RACING SERVICES		R	12	18	11	1:33.670	1.383	0.068	148.0
15	75	Nicolas Baptiste	COL	DRIVEX		R	13	17	6	1:34.475	2.188	0.805	146.7
16	33	Carles Martínez	ESP	FÓRMULA DE CAMPEONES				6	5	1:34.886	2.599	0.411	147.1

Publicada a las :.....

Track

19.1 °C

Air Temp: 18.4 °C

Humidity: 64 %

Track

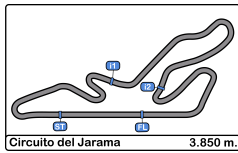
WET

Comisarios Deportivos:

Director de Carrera:

Cronometrador:





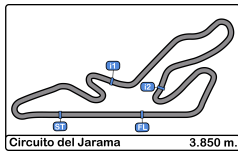
Circuito del Jarama
F4 SPANISH CHAMPIONSHIP
Free Practice - 2
Tiempos Por Vuelta



7							13								
1 Lorenzo Fluxá							1 Joshua Dufek								
R 2 GLOBAL RACING SERVICES							R 2 MP MOTORSPORT								
Vta	D	Tiempo	Sector 1	Sector 2	Sector 3	V.Max	Elapsed	Vta	D	Tiempo	Sector 1	Sector 2	Sector 3	V.Max	Elapsed
1		12:12:29.423	12:11:24.219	35.772	29.432	109.3	12:12:29.423	1		12:12:13.445	12:11:10.188	34.591	28.666	111.4	12:12:13.445
2		1:39.091	39.465	32.388	27.238	183.9	12:14:08.514	2		1:36.390	37.781	31.752	26.857	219.0	12:13:49.835
3		1:35.520	37.390	31.398	26.732	217.7	12:15:44.034	3		1:34.106	36.616	30.993	26.497	224.0	12:15:23.941
4		1:34.096	36.718	31.167	26.211	223.1	12:17:18.130	4		1:33.900	36.347	31.350	26.203	225.4	12:16:57.841
5		1:33.946	36.647	31.053	26.246	225.9	12:18:52.076	5		1:32.582	36.055	30.611	25.916	225.9	12:18:30.423
6		1:33.918	36.530	31.101	26.287	225.0	12:20:25.994	6		1:32.804	35.923	30.805	26.076	226.4	12:20:03.227
7		1:42.466	40.909	33.698	27.859	223.6	12:22:08.460	7		1:33.113	35.975	31.286	25.852	225.0	12:21:36.340
8		1:33.776	36.665	31.011	26.100	222.6	12:23:42.236	8		1:33.020	36.005	31.059	25.956	225.9	12:23:09.360
9		1:33.584	36.353	31.046	26.185	225.4	12:25:15.820	9		1:32.732	35.949	30.843	25.940	226.8	12:24:42.092
10		1:50.263 P	40.184	35.169	34.910	192.1	12:27:06.083	10		1:44.097 P	35.988	32.395	35.714	226.4	12:26:26.189
11		9:51.384	8:51.053	32.728	27.603	114.8	12:36:57.467	11		10:23.569	9:24.216	31.839	27.514	103.2	12:36:49.758
12		1:34.248	36.958	31.190	26.100	222.2	12:38:31.715	12		1:34.390	37.108	31.020	26.262	222.2	12:38:24.148
13		1:33.349	36.280	31.086	25.983	227.8	12:40:05.064	13		1:32.997	36.136	30.915	25.946	225.9	12:39:57.145
14		1:33.434	36.360	30.997	26.077	228.8	12:41:38.498	14		1:42.901	45.766	31.021	26.114	227.8	12:41:40.046
15		1:33.448	36.303	30.952	26.193	226.8	12:43:11.946	15		1:32.983	36.087	30.605	26.291	227.8	12:43:13.029
16		1:35.060	36.138	31.198	27.724	226.4	12:44:47.006	16		1:33.462	36.289	30.722	26.451	227.8	12:44:46.491
17		1:33.244	36.195	30.943	26.106	229.7	12:46:20.250	17		1:32.581	35.914	30.680	25.987	228.8	12:46:19.072
18		1:33.483	36.308	30.955	26.220	227.8	12:47:53.733	18		1:33.609	35.896	30.749	26.964	228.3	12:47:52.681
19		1:33.419	36.363	30.945	26.111	226.8	12:49:27.152	19		1:32.703	35.945	30.724	26.034	227.3	12:49:25.384
20		1:33.646	36.387	31.047	26.212	226.4	12:51:00.798	20		1:32.953	35.813	30.950	26.190	227.8	12:50:58.337
21		1:44.613 P	36.518	31.778	36.317	226.4	12:52:45.411	21		1:44.803 P	37.441	32.242	35.120	228.3	12:52:43.140

11							15								
1 Enzo Joulie							1 Lena Buhler								
R 2 MP MOTORSPORT							R 2 DRIVEX								
Vta	D	Tiempo	Sector 1	Sector 2	Sector 3	V.Max	Elapsed	Vta	D	Tiempo	Sector 1	Sector 2	Sector 3	V.Max	Elapsed
1		12:12:03.965	12:11:01.533	34.843	27.589	112.3	12:12:03.965	1		12:12:24.240	12:11:18.026	36.993	29.221	91.1	12:12:24.240
2		1:36.643	38.075	31.549	27.019	206.1	12:13:40.608	2		1:39.410	39.468	32.717	27.225	186.5	12:14:03.650
3		1:34.678	36.994	31.243	26.441	223.1	12:15:15.286	3		1:36.273	37.434	32.031	26.808	222.6	12:15:39.923
4		1:34.040	36.827	30.956	26.257	224.0	12:16:49.326	4		1:35.251	37.353	31.415	26.483	218.1	12:17:15.174
5		1:40.199 P	36.716	32.190	31.293	224.0	12:18:29.525	5		1:41.316 P	36.828	31.719	32.769	224.5	12:18:56.490
6		2:23.125	1:25.725	31.078	26.322	118.8	12:20:52.650	6		4:57.072	3:58.796	31.661	26.615	111.2	12:23:53.562
7		1:33.514	36.289	30.881	26.344	224.0	12:22:26.164	7		1:41.173 P	36.503	31.315	33.355	223.1	12:25:34.735
8		1:33.460	36.275	30.910	26.275	225.0	12:23:59.624	8		11:31.226	10:31.194	33.572	26.460	113.5	12:37:05.961
9		1:39.453 P	36.169	31.067	32.217	224.0	12:25:39.077	9		1:34.146	36.979	31.013	26.154	215.1	12:38:40.107
10		11:17.263	10:17.190	32.480	27.593	110.7	12:36:56.340	10		1:32.905	36.041	30.744	26.120	226.4	12:40:13.012
11		1:34.487	37.056	31.109	26.322	219.9	12:38:30.827	11		1:33.134	36.012	31.061	26.061	227.3	12:41:46.146
12		1:33.367	36.274	30.908	26.185	225.9	12:40:04.194	12		1:32.902	36.051	30.876	25.975	226.4	12:43:19.048
13		1:33.095	36.201	30.906	25.988	226.4	12:41:37.289	13		1:33.102	36.190	30.883	26.029	230.7	12:44:52.150
14		1:33.062	36.097	30.866	26.099	225.9	12:43:10.351	14		1:33.124	36.147	30.877	26.100	228.3	12:46:25.274
15		1:33.393	36.179	30.948	26.266	226.4	12:44:43.744	15		1:33.171	35.918	31.137	26.116	228.3	12:47:58.445
16		1:33.074	36.126	30.896	26.052	225.9	12:46:16.818	16		1:34.096	35.992	31.938	26.166	228.8	12:49:32.541
17		1:33.286	36.298	30.885	26.103	225.4	12:47:50.104	17		1:33.091	36.017	30.927	26.147	227.8	12:51:05.632
18		1:33.399	36.170	31.024	26.205	225.9	12:49:23.503	18		1:43.480 P	36.453	32.028	34.999	227.8	12:52:49.112
19		1:33.303	36.054	31.027	26.222	225.9	12:50:56.806								
20		1:40.999 P	36.070	32.062	32.867	226.4	12:52:37.805								





Circuito del Jarama
F4 SPANISH CHAMPIONSHIP
Free Practice - 2
Tiempos Por Vuelta



22

1 Paul Adrien Pallot

2

DRIVEX

R

1 Kas Haverkort

2

MP MOTORSPORT

Vta	D	Tiempo	Sector 1	Sector 2	Sector 3	V.Max	Elapsed
1		12:12:18.451	12:11:13.838	35.997	28.616	110.3	12:12:18.451
2		1:41.959	40.623	33.816	27.520	178.5	12:14:00.410
3		1:39.145	39.008	33.184	26.953	175.6	12:15:39.555
4		1:36.086	38.228	31.270	26.588	223.6	12:17:15.641
5		1:35.413	36.914	31.471	27.028	227.8	12:18:51.054
6		1:34.445	36.876	31.208	26.361	224.5	12:20:25.499
7		1:33.827	36.406	31.207	26.214	225.9	12:21:59.326
8		1:34.129	36.298	31.508	26.323	225.0	12:23:33.455
9		1:39.206 P	36.132	30.961	32.113	225.4	12:25:12.661
10		11:55.904	10:52.566	35.664	27.674	109.9	12:37:08.565
11		1:40.111	40.082	32.880	27.149	190.1	12:38:48.676
12		1:36.046	38.263	31.364	26.419	192.5	12:40:24.722
13		1:33.282	36.243	30.953	26.086	226.8	12:41:58.004
14		1:33.444	36.206	31.000	26.238	227.3	12:43:31.448
15		1:33.404	36.112	31.114	26.178	228.3	12:45:04.852
16		1:34.259	36.926	31.235	26.098	228.3	12:46:39.111
17		1:32.757	35.858	30.864	26.035	227.8	12:48:11.868
18		1:32.800	35.755	30.979	26.066	227.3	12:49:44.668
19		1:42.112 P	36.013	32.260	33.839	227.8	12:51:26.780

23

1 Thomas Ten Brinke

R

2

MP MOTORSPORT

Vta	D	Tiempo	Sector 1	Sector 2	Sector 3	V.Max	Elapsed
1		12:12:07.129	12:11:05.748	33.539	27.842	113.4	12:12:07.129
2		1:35.870	38.070	31.531	26.269	202.2	12:13:42.999
3		1:34.386	36.938	31.370	26.078	224.0	12:15:17.385
4		1:33.120	36.382	30.839	25.899	224.5	12:16:50.505
5		1:32.906	36.139	30.863	25.904	225.9	12:18:23.411
6		1:32.840	35.969	30.996	25.875	224.0	12:19:56.251
7		1:32.819	35.830	30.938	26.051	224.5	12:21:29.070
8		1:32.620	35.831	30.772	26.017	224.5	12:23:01.690
9		1:32.533	35.706	30.921	25.906	225.4	12:24:34.223
10		1:48.851 P	36.001	37.676	35.174	225.0	12:26:23.074
11		10:29.061	9:29.654	32.699	26.708	110.9	12:36:52.135
12		1:34.190	37.158	30.975	26.057	201.4	12:38:26.325
13		1:33.056	36.189	30.735	26.132	214.2	12:39:59.381
14		1:32.554	35.845	30.777	25.932	228.8	12:41:31.935
15		1:32.503	35.738	30.813	25.952	228.8	12:43:04.438
16		1:32.574	35.769	30.959	25.846	228.3	12:44:37.012
17		1:33.017	36.096	30.949	25.972	227.3	12:46:10.029
18		1:32.809	35.939	30.908	25.962	226.8	12:47:42.838
19		1:32.794	35.768	31.049	25.977	226.8	12:49:15.632
20		1:32.708	35.816	30.902	25.990	227.3	12:50:48.340
21		1:41.706 P	38.085	31.953	31.668	220.8	12:52:30.046

27

Vta	D	Tiempo	Sector 1	Sector 2	Sector 3	V.Max	Elapsed
1		12:11:56.749	12:10:55.578	33.607	27.564	99.6	12:11:56.749
2		1:36.300	38.556	31.394	26.350	184.9	12:13:33.049
3		1:33.575	36.680	30.772	26.123	225.0	12:15:06.624
4		1:33.999	36.586	30.945	26.468	225.4	12:16:40.623
5		1:32.787	36.199	30.605	25.983	224.5	12:18:13.410
6		1:32.569	35.893	30.709	25.967	225.9	12:19:45.979
7		1:32.301	35.868	30.606	25.827	225.9	12:21:18.280
8		1:33.160	35.909	31.130	26.121	226.8	12:22:51.440
9		1:32.502	35.921	30.690	25.891	227.3	12:24:23.942
10		1:43.144 P	35.948	31.461	35.735	225.9	12:26:07.086
11		10:38.566	9:40.039	31.884	26.643	109.4	12:36:45.652
12		1:34.216	36.972	31.129	26.115	218.1	12:38:19.868
13		1:32.935	36.131	30.822	25.982	225.0	12:39:52.803
14		1:32.410	35.880	30.606	25.924	225.0	12:41:25.213
15		1:32.334	35.820	30.653	25.861	225.9	12:42:57.547
16		1:32.287	35.769	30.649	25.869	226.8	12:44:29.834
17		1:32.413	35.826	30.715	25.872	225.9	12:46:02.247
18		1:32.289	35.645	30.639	26.005	226.4	12:47:34.536
19		1:36.096	35.721	32.869	27.506	226.4	12:49:10.632
20		1:32.220	35.836	30.586	25.798	225.9	12:50:42.852
21		1:45.006 P	36.957	32.975	35.074	218.1	12:52:27.858

31

1 Alejandro García

2

GLOBAL RACING SERVICES

Vta	D	Tiempo	Sector 1	Sector 2	Sector 3	V.Max	Elapsed
1		12:12:28.317 P	12:11:13.745	39.292	35.280	93.9	12:12:28.317
2		5:30.903	4:28.753	34.422	27.728	95.3	12:17:59.220
3		1:37.340	38.349	32.225	26.766	215.5	12:19:36.560
4		1:35.058	36.836	31.553	26.669	219.0	12:21:11.618
5		1:34.366	36.824	31.245	26.297	218.1	12:22:45.984
6		1:34.021	36.505	31.265	26.251	221.7	12:24:20.005
7		1:44.698 P	36.322	32.096	36.280	220.4	12:26:04.703
8		10:53.571	9:53.056	32.962	27.553	110.4	12:36:58.274
9		1:34.704	36.857	31.471	26.376	218.6	12:38:32.978
10		1:34.015	36.390	31.284	26.341	224.0	12:40:06.993
11		1:33.865	36.263	31.287	26.315	224.5	12:41:40.858
12		1:33.602	36.209	31.276	26.117	225.4	12:43:14.460
13		1:33.649	36.203	31.136	26.310	226.4	12:44:48.109
14		1:33.461	36.374	30.997	26.090	226.8	12:46:21.570
15		1:33.882	36.199	31.469	26.214	226.4	12:47:55.452
16		1:33.955	36.352	31.152	26.451	225.9	12:49:29.407
17		1:33.873	36.346	31.212	26.315	225.0	12:51:03.280
18		1:43.371 P	36.504	31.293	35.574	225.4	12:52:46.651

33

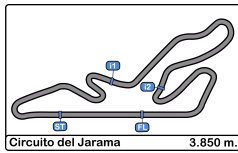
1 Carles Martínez

2

FÓRMULA DE CAMPEONES

Vta	D	Tiempo	Sector 1	Sector 2	Sector 3	V.Max	Elapsed
1		12:12:19.003 P	12:10:58.584	41.728	38.691	72.9	12:12:19.003
2		4:53.189	3:48.917	36.389	27.883	82.3	12:17:12.192
3		1:37.769	38.588	32.590	26.591	198.1	12:18:49.961
4		1:35.428	37.421	31.313	26.694	221.3	12:20:25.389
5		1:34.886	37.341	31.204	26.341	222.2	12:22:00.275
6		1:34.174	36.418	31.303	26.453	224.5	12:23:34.449
7			36.768	31.788		225.4	





Circuito del Jarama
F4 SPANISH CHAMPIONSHIP
Free Practice - 2
Tiempos Por Vuelta



34

1 Enric Bordás

R 2 FÓRMULA DE CAMPEONES

Vta	D	Tiempo	Sector 1	Sector 2	Sector 3	V.Max	Elapsed
1		12:12:20.063 P	12:10:59.381	42.099	38.583	87.7	12:12:20.063
2		4:39.207	3:37.198	33.682	28.327	104.9	12:16:59.270
3		1:35.894	37.623	31.545	26.726	222.6	12:18:35.164
4		1:34.581	36.909	31.329	26.343	223.6	12:20:09.745
5		1:33.834	36.475	31.167	26.192	223.6	12:21:43.579
6		1:33.556	36.451	30.931	26.174	224.0	12:23:17.135
7		1:33.140	36.179	30.857	26.104	225.0	12:24:50.275
8		1:44.186 P	36.319	33.350	34.517	225.0	12:26:34.461
9		10:11.702	9:13.476	31.745	26.481	111.2	12:36:46.163
10		1:34.567	36.813	31.250	26.504	222.6	12:38:20.730
11		1:33.301	36.253	30.912	26.136	227.8	12:39:54.031
12		1:33.240	36.085	30.903	26.252	227.3	12:41:27.271
13		1:33.272	36.068	31.034	26.170	226.4	12:43:00.543
14		1:33.195	36.075	30.969	26.151	225.9	12:44:33.738
15		1:33.109	36.094	30.910	26.105	226.8	12:46:06.847
16		1:33.290	36.119	30.989	26.182	226.8	12:47:40.137
17		1:33.381	36.155	31.031	26.195	225.4	12:49:13.518
18		1:33.159	36.126	30.938	26.095	226.4	12:50:46.677
19		1:42.600 P	36.145	31.940	34.515	226.4	12:52:29.277

52

1 Suleiman Zanfari

R 2 GLOBAL RACING SERVICES

Vta	D	Tiempo	Sector 1	Sector 2	Sector 3	V.Max	Elapsed
1		12:12:36.263 P	12:11:23.454	35.812	36.997	92.2	12:12:36.263
2		5:16.662	4:14.332	34.631	27.699	102.1	12:17:52.925
3		1:39.422	39.849	32.744	26.829	169.5	12:19:32.347
4		1:35.065	37.109	31.529	26.427	218.6	12:21:07.412
5		1:34.127	36.689	31.158	26.280	219.9	12:22:41.539
6		1:33.890	36.512	31.036	26.342	221.3	12:24:15.429
7		1:43.510 P	36.512	31.119	35.879	221.3	12:25:58.939
8		11:00.960	10:02.707	31.525	26.728	110.3	12:36:59.899
9		1:34.028	36.442	31.339	26.247	223.6	12:38:33.927
10		1:34.025	36.477	31.307	26.241	224.0	12:40:07.952
11		1:33.670	36.314	31.080	26.276	225.4	12:41:41.622
12		1:37.134	39.817	31.075	26.242	224.5	12:43:18.756
13		1:35.063	37.615	31.170	26.278	225.0	12:44:53.819
14		1:33.758	36.286	31.067	26.405	225.0	12:46:27.577
15		1:33.632	36.271	31.041	26.320	224.5	12:48:01.209
16		1:33.729	36.330	31.013	26.386	225.0	12:49:34.938
17		1:33.944	36.354	31.210	26.380	225.9	12:51:08.882
18		1:43.144 P	36.352	31.073	35.719	225.0	12:52:52.026

44

1 Guilherme Oliveira

R 2 DRIVEX

Vta	D	Tiempo	Sector 1	Sector 2	Sector 3	V.Max	Elapsed
1		12:12:33.151	12:11:26.835	37.061	29.255	103.3	12:12:33.151
2		1:40.933	40.957	33.042	26.934	164.8	12:14:14.084
3		1:35.053	37.388	31.429	26.236	221.7	12:15:49.137
4		1:34.339	36.938	31.090	26.311	222.6	12:17:23.476
5		1:33.270	36.229	31.114	25.927	223.1	12:18:56.746
6		1:33.163	36.302	30.984	25.877	222.6	12:20:29.909
7		1:33.358	36.061	31.305	25.992	225.0	12:22:03.267
8		1:32.760	35.976	30.837	25.947	224.5	12:23:36.027
9		1:41.822 P	36.297	31.273	34.252	226.4	12:25:17.849
10		11:52.755	10:54.529	32.038	26.188	112.3	12:37:10.604
11		1:34.739	37.406	31.383	25.950	224.5	12:38:45.343
12		1:33.348	36.206	31.139	26.003	225.9	12:40:18.691
13		1:33.159	36.092	31.023	26.044	224.5	12:41:51.850
14		1:32.924	35.982	30.992	25.950	225.4	12:43:24.774
15		1:33.097	35.857	31.093	26.147	225.9	12:44:57.871
16		1:33.115	36.038	31.012	26.065	226.4	12:46:30.986
17		1:33.173	36.025	30.981	26.167	226.4	12:48:04.159
18		1:32.915	35.909	30.955	26.051	225.9	12:49:37.074
19		1:40.713 P	36.230	31.803	32.680	225.4	12:51:17.787

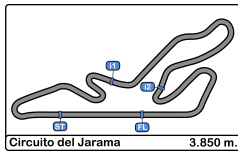
64

1 Mari Boya

R 2 MP MOTORSPORT

Vta	D	Tiempo	Sector 1	Sector 2	Sector 3	V.Max	Elapsed
1		12:11:51.940	12:10:51.556	33.041	27.343	75.3	12:11:51.940
2		1:35.673	37.590	31.572	26.511	219.9	12:13:27.613
3		1:34.191	36.874	31.106	26.211	221.7	12:15:01.804
4		1:33.472	36.366	31.018	26.088	222.6	12:16:35.276
5		1:33.240	36.271	30.964	26.005	223.6	12:18:08.516
6		1:33.805	36.105	31.277	26.423	224.0	12:19:42.321
7		1:33.010	36.065	30.942	26.003	225.0	12:21:15.331
8		1:33.026	36.130	30.885	26.011	225.0	12:22:48.357
9		1:32.928	35.977	30.832	26.119	225.0	12:24:21.285
10		1:45.018 P	36.074	31.973	36.971	225.0	12:26:06.303
11		10:49.576	9:50.500	32.306	26.770	104.6	12:36:55.879
12		1:33.921	36.847	31.010	26.064	220.8	12:38:29.800
13		1:32.603	36.013	30.691	25.899	225.0	12:40:02.403
14		1:32.519	35.849	30.730	25.940	226.4	12:41:34.922
15		1:32.451	35.853	30.708	25.890	226.8	12:43:07.373
16		1:40.836	35.850	35.599	29.387	226.8	12:44:48.209
17		1:36.266	39.674	30.614	25.978	191.8	12:46:24.475
18		1:32.459	35.783	30.715	25.961	227.3	12:47:56.934
19		1:34.276	35.903	32.409	25.964	230.2	12:49:31.210
20		1:32.732	35.945	30.753	26.034	226.8	12:51:03.942
21		1:44.097 P	36.171	31.630	36.296	228.8	12:52:48.039





Circuito del Jarama
F4 SPANISH CHAMPIONSHIP
Free Practice - 2
Tiempos Por Vuelta



75

1 Nicolas Baptiste

R 2

DRIVEX

Vta	D	Tiempo	Sector 1	Sector 2	Sector 3	V.Max	Elapsed
1		12:12:24.553	12:11:19.112	36.436	29.005	93.4	12:12:24.553
2		1:39.746	39.989	32.756	27.001	188.4	12:14:04.299
3		1:36.748	37.845	32.063	26.840	216.8	12:15:41.047
4		1:36.181	37.213	31.574	27.394	225.0	12:17:17.228
5		1:35.985	37.175	32.575	26.235	224.0	12:18:53.213
6		1:34.475	36.625	31.387	26.463	225.0	12:20:27.688
7		1:39.060	37.136	31.828	30.096	221.7	12:22:06.748
8		1:34.456	36.790	31.365	26.301	221.7	12:23:41.204
9		1:35.603	36.536	32.879	26.188	223.6	12:25:16.807
10		1:51.670 P	39.675	35.462	36.533	193.2	12:27:08.477
11		10:01.042	9:02.444	32.139	26.459	108.3	12:37:09.519
12		1:34.922	37.180	31.477	26.265	194.2	12:38:44.441
13		1:35.253	36.524	32.445	26.284	223.6	12:40:19.694
14		1:34.514	36.532	31.581	26.401	225.9	12:41:54.208
15		1:42.178 P	36.651	31.993	33.534	225.0	12:43:36.386
16		4:20.059	3:19.549	33.960	26.550	77.7	12:47:56.445
17		1:36.924	37.422	33.092	26.410	226.4	12:49:33.369
18			37.439			226.8	

96

1 Oliver Goethe

R 2 MP MOTORSPORT

Vta	D	Tiempo	Sector 1	Sector 2	Sector 3	V.Max	Elapsed
1		12:12:01.271	12:10:59.605	34.208	27.458	108.5	12:12:01.271
2		1:35.269	37.443	31.218	26.608	221.3	12:13:36.540
3		1:34.994	36.937	31.099	26.958	223.6	12:15:11.534
4		1:33.512	36.186	31.353	25.973	223.1	12:16:45.046
5		1:33.322	35.970	31.000	26.352	225.0	12:18:18.368
6		1:33.274	36.052	31.168	26.054	224.5	12:19:51.642
7		1:33.122	35.794	31.105	26.223	224.5	12:21:24.764
8		1:32.658	35.845	30.817	25.996	224.5	12:22:57.422
9		1:32.458	35.745	30.877	25.836	225.4	12:24:29.880
10		1:40.343 P	35.879	31.110	33.354	225.0	12:26:10.223
11		10:39.762	9:41.062	31.803	26.897	109.7	12:36:49.985
12		1:35.317	37.103	31.263	26.951	219.5	12:38:25.302
13		1:33.206	36.263	30.878	26.065	223.6	12:39:58.508
14		1:32.545	35.878	30.720	25.947	226.8	12:41:31.053
15		1:32.465	35.748	30.723	25.994	225.9	12:43:03.518
16		1:35.218	38.073	31.043	26.102	225.9	12:44:38.736
17		1:32.345	35.813	30.746	25.786	228.8	12:46:11.081
18		1:34.079	35.737	32.007	26.335	228.8	12:47:45.160
19		1:32.712	35.878	30.821	26.013	225.4	12:49:17.872
20		1:32.779	35.851	30.904	26.024	226.8	12:50:50.651
21		1:45.774 P	37.288	35.457	33.029	222.6	12:52:36.425

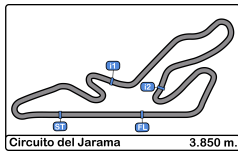
88

1 Mehrbod Sharneli

R 2 XCEL MOTORSPORT

Vta	D	Tiempo	Sector 1	Sector 2	Sector 3	V.Max	Elapsed
1		12:12:21.763 P	12:11:07.602	36.743	37.418	97.5	12:12:21.763
2		4:05.533	3:02.905	34.486	28.142	111.8	12:16:27.296
3		1:38.632	38.706	32.838	27.088	217.7	12:18:05.928
4		1:36.326	37.667	31.898	26.761	221.7	12:19:42.254
5		1:34.855	37.193	31.468	26.194	216.0	12:21:17.109
6		1:34.374	36.627	31.347	26.400	225.9	12:22:51.483
7		1:33.694	36.663	31.034	25.997	224.0	12:24:25.177
8		1:43.011 P	36.037	31.603	35.371	227.8	12:26:08.188
9		11:18.956	10:18.570	33.409	26.977	88.3	12:37:27.144
10		1:35.755	37.467	31.912	26.376	224.0	12:39:02.899
11		1:33.769	36.537	31.171	26.061	225.4	12:40:36.668
12		1:33.572	36.172	31.214	26.186	226.4	12:42:10.240
13		1:33.215	36.266	31.002	25.947	226.4	12:43:43.455
14		1:33.195	36.170	31.019	26.006	226.4	12:45:16.650
15		1:33.041	35.929	31.012	26.100	227.3	12:46:49.691
16		1:36.027	35.989	33.826	26.212	226.4	12:48:25.718
17		1:33.346	36.103	31.109	26.134	226.4	12:49:59.064
18		1:41.139 P	36.102	32.041	32.996	226.4	12:51:40.203

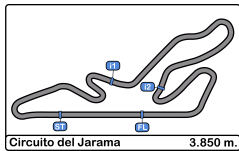




Circuito del Jarama
F4 SPANISH CHAMPIONSHIP
Free Practice - 2
Mejores Sectores



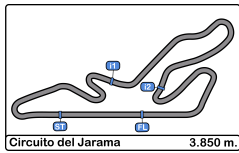
Sector - 1				Sector - 2				Sector - 3				Vuelta Ideal vs Mejor Vuelta			
Clas	Nº	Nombre	Tiempo	Nº	Nombre	Tiempo	Nº	Nombre	Tiempo	Clas	Nº	Nombre	Vta. Ideal	Mejor Vta.	Clas
1	27	Kas Haverkort	35.645	27	Kas Haverkort	30.586	96	Oliver Goethe	25.786	1	27	Kas Haverkort	1:32.029	1:32.220	1
2	23	Thomas Ten Brinke	35.706	13	Joshua Dufek	30.605	27	Kas Haverkort	25.798	2	96	Oliver Goethe	1:32.243	1:32.345	2
3	96	Oliver Goethe	35.737	64	Mari Boya	30.614	23	Thomas Ten Brinke	25.846	3	13	Joshua Dufek	1:32.270	1:32.581	5
4	22	Paul Adrien Pallot	35.755	96	Oliver Goethe	30.720	13	Joshua Dufek	25.852	4	64	Mari Boya	1:32.287	1:32.451	3
5	64	Mari Boya	35.783	23	Thomas Ten Brinke	30.735	44	Guilherme Oliveira	25.877	5	23	Thomas Ten Brinke	1:32.287	1:32.503	4
6	13	Joshua Dufek	35.813	15	Lena Buhler	30.744	64	Mari Boya	25.890	6	44	Guilherme Oliveira	1:32.571	1:32.760	7
7	44	Guilherme Oliveira	35.857	44	Guilherme Oliveira	30.837	88	Mehrbod Shameli	25.947	7	15	Lena Buhler	1:32.637	1:32.902	8
8	15	Lena Buhler	35.918	34	Enric Bordás	30.857	15	Lena Buhler	25.975	8	22	Paul Adrien Pallot	1:32.654	1:32.757	6
9	88	Mehrbod Shameli	35.929	22	Paul Adrien Pallot	30.864	7	Lorenzo Fluxá	25.983	9	88	Mehrbod Shameli	1:32.878	1:33.041	9
10	11	Enzo Joulle	36.054	11	Enzo Joulle	30.866	11	Enzo Joulle	25.988	10	11	Enzo Joulle	1:32.908	1:33.062	10
11	34	Enric Bordás	36.068	7	Lorenzo Fluxá	30.943	22	Paul Adrien Pallot	26.035	11	34	Enric Bordás	1:33.020	1:33.109	11
12	7	Lorenzo Fluxá	36.138	31	Alejandro García	30.997	31	Alejandro García	26.090	12	7	Lorenzo Fluxá	1:33.064	1:33.244	12
13	31	Alejandro García	36.199	88	Mehrbod Shameli	31.002	34	Enric Bordás	26.095	13	31	Alejandro García	1:33.286	1:33.461	13
14	52	Suleiman Zanfari	36.271	52	Suleiman Zanfari	31.013	75	Nicolas Baptiste	26.188	14	52	Suleiman Zanfari	1:33.525	1:33.632	14
15	33	Carles Martínez	36.418	33	Carles Martínez	31.204	52	Suleiman Zanfari	26.241	15	33	Carles Martínez	1:33.963	1:34.174	15
16	75	Nicolas Baptiste	36.524	75	Nicolas Baptiste	31.365	33	Carles Martínez	26.341	16	75	Nicolas Baptiste	1:34.077	1:34.456	16



Circuito del Jarama
F4 SPANISH CHAMPIONSHIP
Free Practice - 2
5 Mejores Tiempos



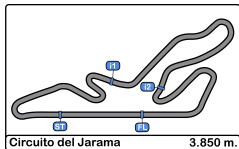
Clas	Nº	Nombre	Nac.	Concursante	Vehiculo	Cat	Mejor 1		Mejor 2		Mejor 3		Mejor 4		Mejor 5	
							Tiempo	Vta.	Tiempo	Vta.	Tiempo	Vta.	Tiempo	Vta.	Tiempo	Vta.
1	27	Kas Haverkort	NLD	MP MOTORSPORT		R	1:32.220	20	1:32.287	16	1:32.289	18	1:32.301	7	1:32.334	15
2	96	Oliver Goethe	DNK	MP MOTORSPORT		R	1:32.345	17	1:32.458	9	1:32.465	15	1:32.545	14	1:32.658	8
3	64	Mari Boya	ESP	MP MOTORSPORT		R	1:32.451	15	1:32.459	18	1:32.519	14	1:32.603	13	1:32.732	20
4	23	Thomas Ten Brinke	NLD	MP MOTORSPORT		R	1:32.503	15	1:32.533	9	1:32.554	14	1:32.574	16	1:32.620	8
5	13	Joshua Dufek	CHE	MP MOTORSPORT		R	1:32.581	17	1:32.582	5	1:32.703	19	1:32.732	9	1:32.804	6
6	22	Paul Adrien Pallot	FRA	DRIVEX		R	1:32.757	17	1:32.800	18	1:33.282	13	1:33.404	15	1:33.444	14
7	44	Guilherme Oliveira	PRT	DRIVEX		R	1:32.760	8	1:32.915	18	1:32.924	14	1:33.097	15	1:33.115	16
8	15	Lena Buhler	CHE	DRIVEX		R	1:32.902	12	1:32.905	10	1:33.091	17	1:33.102	13	1:33.124	14
9	88	Mehrbod Shameli	IRN	XCEL MOTORSPORT		R	1:33.041	15	1:33.195	14	1:33.215	13	1:33.346	17	1:33.572	12
10	11	Enzo Joullie	FRA	MP MOTORSPORT		R	1:33.062	14	1:33.074	16	1:33.095	13	1:33.286	17	1:33.303	19
11	34	Enric Bordás	ESP	FÓRMULA DE CAMPEONES		R	1:33.109	15	1:33.140	7	1:33.159	18	1:33.195	14	1:33.240	12
12	7	Lorenzo Fluxá	ESP	GLOBAL RACING SERVICES		R	1:33.244	17	1:33.349	13	1:33.419	19	1:33.434	14	1:33.448	15
13	31	Alejandro García	MEX	GLOBAL RACING SERVICES		R	1:33.461	14	1:33.602	12	1:33.649	13	1:33.865	11	1:33.873	17
14	52	Suleiman Zanfari	MAR	GLOBAL RACING SERVICES		R	1:33.632	15	1:33.670	11	1:33.729	16	1:33.758	14	1:33.890	6
15	33	Carles Martínez	ESP	FÓRMULA DE CAMPEONES		R	1:34.174	6	1:34.886	5	1:35.428	4	1:37.769	3	4:53.189	2
16	75	Nicolas Baptiste	COL	DRIVEX		R	1:34.456	8	1:34.475	6	1:34.514	14	1:34.922	12	1:35.253	13



Circuito del Jarama
F4 SPANISH CHAMPIONSHIP
Free Practice - 2
5 Mejores Velocidades



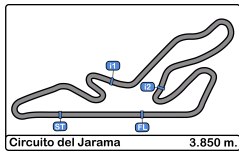
Cla	Nº	Nombre	Nac.	Concursante	Vehiculo	Cat	Maxima 1		Maxima 2		Maxima 3		Maxima 4		Maxima 5		Media
							Km/h	Vta.	Km/h	Vta.	Km/h	Vta.	Km/h	Vta.	Km/h	Vta.	
1	15	Lena Buhler	CHE	DRIVEX		R	230.7	13	228.8	16	228.3	14	228.3	15	227.8	17	228.8
2	64	Mari Boya	ESP	MP MOTORSPORT		R	230.2	19	228.8	21	227.3	18	226.8	15	226.8	16	228.0
3	7	Lorenzo Fluxá	ESP	GLOBAL RACING SERVICES		R	229.7	17	228.8	14	227.8	13	227.8	18	226.8	15	228.2
4	13	Joshua Dufek	CHE	MP MOTORSPORT		R	228.8	17	228.3	18	228.3	21	227.8	14	227.8	15	228.2
5	23	Thomas Ten Brinke	NLD	MP MOTORSPORT		R	228.8	14	228.8	15	228.3	16	227.3	17	227.3	20	228.1
6	96	Oliver Goethe	DNK	MP MOTORSPORT		R	228.8	17	228.8	18	226.8	14	226.8	20	225.9	15	227.4
7	22	Paul Adrien Pallot	FRA	DRIVEX			228.3	15	228.3	16	227.8	5	227.8	17	227.8	19	228.0
8	34	Enric Bordás	ESP	FÓRMULA DE CAMPEONES		R	227.8	11	227.3	12	226.8	15	226.8	16	226.4	13	227.0
9	88	Mehrbod Shameli	IRN	XCEL MOTORSPORT		R	227.8	8	227.3	15	226.4	12	226.4	13	226.4	14	226.8
10	27	Kas Haverkort	NLD	MP MOTORSPORT		R	227.3	9	226.8	8	226.8	16	226.4	18	226.4	19	226.7
11	31	Alejandro García	MEX	GLOBAL RACING SERVICES			226.8	14	226.4	13	226.4	15	225.9	16	225.4	12	226.2
12	75	Nicolas Baptiste	COL	DRIVEX		R	226.8	18	226.4	17	225.9	14	225.0	4	225.0	6	225.8
13	11	Enzo Joulle	FRA	MP MOTORSPORT		R	226.4	13	226.4	15	226.4	20	225.9	12	225.9	14	226.2
14	44	Guilherme Oliveira	PRT	DRIVEX		R	226.4	9	226.4	16	226.4	17	225.9	12	225.9	15	226.2
15	52	Suleiman Zanfari	MAR	GLOBAL RACING SERVICES		R	225.9	17	225.4	11	225.0	13	225.0	14	225.0	16	225.2
16	33	Carles Martínez	ESP	FÓRMULA DE CAMPEONES			225.4	7	224.5	6	222.2	5	221.3	4	198.1	3	218.3



Circuito del Jarama
F4 SPANISH CHAMPIONSHIP
Free Practice - 2
Secuencia Vueltas Rápidas



<u>Vta</u>	<u>Hora Día</u>	<u>T Sesión</u>	<u>Nº</u>	<u>Nombre</u>	<u>Nac.</u>	<u>Concursante</u>	<u>Vehículo</u>	<u>Cat</u>	<u>Time</u>	<u>Km/h</u>
2	12:13:27.613	3:27.613	64	Mari Boya	ESP	MP MOTORSPORT		R	1:35.673	144.8
2	12:13:36.540	3:36.540	96	Oliver Goethe	DNK	MP MOTORSPORT		R	1:35.269	145.4
3	12:15:01.804	5:01.804	64	Mari Boya	ESP	MP MOTORSPORT		R	1:34.191	147.1
3	12:15:06.624	5:06.624	27	Kas Haverkort	NLD	MP MOTORSPORT		R	1:33.575	148.1
4	12:16:35.276	6:35.276	64	Mari Boya	ESP	MP MOTORSPORT		R	1:33.472	148.2
4	12:16:50.505	6:50.505	23	Thomas Ten Brinke	NLD	MP MOTORSPORT		R	1:33.120	148.8
5	12:18:13.410	8:13.410	27	Kas Haverkort	NLD	MP MOTORSPORT		R	1:32.787	149.3
5	12:18:30.423	8:30.423	13	Joshua Dufek	CHE	MP MOTORSPORT		R	1:32.582	149.7
6	12:19:45.979	9:45.979	27	Kas Haverkort	NLD	MP MOTORSPORT		R	1:32.569	149.7
7	12:21:18.280	11:18.280	27	Kas Haverkort	NLD	MP MOTORSPORT		R	1:32.301	150.1
16	12:44:29.834	34:29.834	27	Kas Haverkort	NLD	MP MOTORSPORT		R	1:32.287	150.1
20	12:50:42.852	40:42.852	27	Kas Haverkort	NLD	MP MOTORSPORT		R	1:32.220	150.2

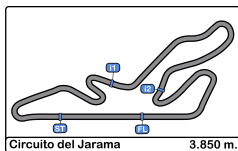


Circuito del Jarama
F4 SPANISH CHAMPIONSHIP
Free Practice - 2



Mejor Maxima Velocidad del Evento

Nº	Nombre	Nac.	Concursante	Vehiculo	Cat	Clas	Km/h	Sesion
15	Lena Buhler	CHE	DRIVEX		R	1	230.7	Free Practice - 2
64	Mari Boya	ESP	MP MOTORSPORT		R	2	230.2	Free Practice - 2
7	Lorenzo Fluxá	ESP	GLOBAL RACING SERVICES		R	3	229.7	Free Practice - 2
23	Thomas Ten Brinke	NLD	MP MOTORSPORT		R	4	228.8	Free Practice - 2
96	Oliver Goethe	DNK	MP MOTORSPORT		R	5	228.8	Free Practice - 2
13	Joshua Dufek	CHE	MP MOTORSPORT		R	6	228.8	Free Practice - 2
22	Paul Adrien Pallot	FRA	DRIVEX				228.3	Free Practice - 2
88	Mehrbod	IRN	XCEL MOTORSPORT		R	7	227.8	Free Practice - 2
34	Enric Bordás	ESP	FÓRMULA DE CAMPEONES		R	8	227.8	Free Practice - 2
27	Kas Haverkort	NLD	MP MOTORSPORT		R	9	227.3	Free Practice - 2
31	Alejandro García	MEX	GLOBAL RACING SERVICES				226.8	Free Practice - 2
75	Nicolas Baptiste	COL	DRIVEX		R	10	226.8	Free Practice - 2
44	Guilherme Oliveira	PRT	DRIVEX		R	11	226.4	Free Practice - 2
11	Enzo Joullie	FRA	MP MOTORSPORT		R	12	226.4	Free Practice - 2
52	Suleiman Zanfari	MAR	GLOBAL RACING SERVICES		R	13	225.9	Free Practice - 2
33	Carles Martínez	ESP	FÓRMULA DE CAMPEONES				225.4	Free Practice - 2



Circuito del Jarama
F4 SPANISH CHAMPIONSHIP
Free Practice - 2
Tiempos Parada en Pit



7 Lorenzo Fluxá
 GLOBAL RACING SERVICES R

Nr.	Hora Día Entrada	Tiempo Entrada	Tiempo Salida	Tiempo Box	Tiempo Box Total
1	12:27:03.007	12:27:03.007	12:35:20.824	0:08:17.817	0:08:17.817

11 Enzo Joulle
 MP MOTORSPORT R

Nr.	Hora Día Entrada	Tiempo Entrada	Tiempo Salida	Tiempo Box	Tiempo Box Total
1	12:18:26.638	12:18:26.638	12:19:21.417	0:00:54.779	0:00:54.779
2	12:25:36.133	12:25:36.133	12:35:18.784	0:09:42.651	0:10:37.430

13 Joshua Dufek
 MP MOTORSPORT R

Nr.	Hora Día Entrada	Tiempo Entrada	Tiempo Salida	Tiempo Box	Tiempo Box Total
1	12:26:23.175	12:26:23.175	12:35:13.445	0:08:50.270	0:08:50.270

15 Lena Buhler
 DRIVEX R

Nr.	Hora Día Entrada	Tiempo Entrada	Tiempo Salida	Tiempo Box	Tiempo Box Total
1	12:18:53.451	12:18:53.451	12:22:19.179	0:03:25.728	0:03:25.728
2	12:25:31.696	12:25:31.696	12:35:30.064	0:09:58.368	0:13:24.096

22 Paul Adrien Pallot
 DRIVEX R

Nr.	Hora Día Entrada	Tiempo Entrada	Tiempo Salida	Tiempo Box	Tiempo Box Total
1	12:25:09.587	12:25:09.587	12:35:27.698	0:10:18.111	0:10:18.111

23 Thomas Ten Brinke
 MP MOTORSPORT R

Nr.	Hora Día Entrada	Tiempo Entrada	Tiempo Salida	Tiempo Box	Tiempo Box Total
1	12:26:20.574	12:26:20.574	12:35:16.277	0:08:55.703	0:08:55.703

27 Kas Haverkort
 MP MOTORSPORT R

Nr.	Hora Día Entrada	Tiempo Entrada	Tiempo Salida	Tiempo Box	Tiempo Box Total
1	12:26:04.066	12:26:04.066	12:35:09.922	0:09:05.856	0:09:05.856

31 Alejandro García
 GLOBAL RACING SERVICES R

Nr.	Hora Día Entrada	Tiempo Entrada	Tiempo Salida	Tiempo Box	Tiempo Box Total
1	12:12:25.293	12:12:25.293	12:16:17.851	0:03:52.558	0:03:52.558
2	12:26:01.690	12:26:01.690	12:35:22.029	0:09:20.339	0:13:12.897

33 Carles Martínez
 FÓRMULA DE CAMPEONES R

Nr.	Hora Día Entrada	Tiempo Entrada	Tiempo Salida	Tiempo Box	Tiempo Box Total
1	12:12:15.763	12:12:15.763	12:15:26.761	0:03:10.998	0:03:10.998

34 Enric Bordás
 FÓRMULA DE CAMPEONES R

Nr.	Hora Día Entrada	Tiempo Entrada	Tiempo Salida	Tiempo Box	Tiempo Box Total
1	12:12:16.956	12:12:16.956	12:15:17.864	0:03:00.908	0:03:00.908
2	12:26:31.365	12:26:31.365	12:35:12.362	0:08:40.997	0:11:41.905

44 Guilherme Oliveira
 DRIVEX R

Nr.	Hora Día Entrada	Tiempo Entrada	Tiempo Salida	Tiempo Box	Tiempo Box Total
1	12:25:14.399	12:25:14.399	12:35:36.962	0:10:22.563	0:10:22.563

52 Suleiman Zanfari
 GLOBAL RACING SERVICES R

Nr.	Hora Día Entrada	Tiempo Entrada	Tiempo Salida	Tiempo Box	Tiempo Box Total
1	12:12:33.217	12:12:33.217	12:16:11.604	0:03:38.387	0:03:38.387
2	12:25:55.928	12:25:55.928	12:35:25.653	0:09:29.725	0:13:08.112

64 Mari Boya
 MP MOTORSPORT R

Nr.	Hora Día Entrada	Tiempo Entrada	Tiempo Salida	Tiempo Box	Tiempo Box Total
1	12:26:03.038	12:26:03.038	12:35:19.780	0:09:16.742	0:09:16.742

75 Nicolas Baptiste
 DRIVEX R

Nr.	Hora Día Entrada	Tiempo Entrada	Tiempo Salida	Tiempo Box	Tiempo Box Total
1	12:27:05.410	12:27:05.410	12:35:33.716	0:08:28.306	0:08:28.306
2	12:43:33.376	12:43:33.376	12:46:15.153	0:02:41.777	0:11:10.083

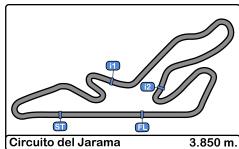
88 Mehrbod Shameli
 XCEL MOTORSPORT R

Nr.	Hora Día Entrada	Tiempo Entrada	Tiempo Salida	Tiempo Box	Tiempo Box Total
1	12:12:18.740	12:12:18.740	12:14:43.950	0:02:25.210	0:02:25.210
2	12:26:05.078	12:26:05.078	12:35:45.339	0:09:40.261	0:12:05.471

96 Oliver Goethe
 MP MOTORSPORT R

Nr.	Hora Día Entrada	Tiempo Entrada	Tiempo Salida	Tiempo Box	Tiempo Box Total
1	12:26:06.986	12:26:06.986	12:35:14.752	0:09:07.766	0:09:07.766





Circuito del Jarama
F4 SPANISH CHAMPIONSHIP
Free Practice 1 - 2
Resultados Combinados



Cls	Nº	Nombre	Nac.	Concursante	Vehiculo	Cat	Clas	Vtas	Free Practice - 1	Free Practice - 2	Mejor	Dif. 1º	Dif. Ant.	Km/h		
1	27	Kas Haverkort	NLD	MP MOTORSPORT		R	1	36	1:39.302	14	1:32.220	20	1:32.220		150.2	
2	96	Oliver Goethe	DNK	MP MOTORSPORT		R	2	34	1:40.373	12	1:32.345	17	1:32.345	0.125	0.125	150.0
3	64	Mari Boya	ESP	MP MOTORSPORT		R	3	35	1:41.074	14	1:32.451	15	1:32.451	0.231	0.106	149.9
4	23	Thomas Ten Brinke	NLD	MP MOTORSPORT		R	4	36	1:40.292	14	1:32.503	15	1:32.503	0.283	0.052	149.8
5	13	Joshua Dufek	CHE	MP MOTORSPORT		R	5	32	1:40.826	11	1:32.581	17	1:32.581	0.361	0.078	149.7
6	22	Paul Adrien Pallot	FRA	DRIVEX				35	1:41.589	10	1:32.757	17	1:32.757	0.537	0.176	149.4
7	44	Guilherme Oliveira	PRT	DRIVEX		R	6	35	1:39.605	13	1:32.760	8	1:32.760	0.540	0.003	149.4
8	15	Lena Buhler	CHE	DRIVEX		R	7	31	1:40.713	9	1:32.902	12	1:32.902	0.682	0.142	149.1
9	88	Mehrbod Shameli	IRN	XCEL MOTORSPORT		R	8	18			1:33.041	15	1:33.041	0.821	0.139	148.9
10	11	Enzo Joullie	FRA	MP MOTORSPORT		R	9	34	1:42.332	13	1:33.062	14	1:33.062	0.842	0.021	148.9
11	34	Enric Bordás	ESP	FÓRMULA DE CAMPEONES		R	10	33	1:40.341	6	1:33.109	15	1:33.109	0.889	0.047	148.8
12	7	Lorenzo Fluxá	ESP	GLOBAL RACING SERVICES		R	11	36	1:41.795	6	1:33.244	17	1:33.244	1.024	0.135	148.6
13	31	Alejandro García	MEX	GLOBAL RACING SERVICES				34	1:42.880	15	1:33.461	14	1:33.461	1.241	0.217	148.2
14	52	Suleiman Zanfari	MAR	GLOBAL RACING SERVICES		R	12	33	1:42.360	14	1:33.632	15	1:33.632	1.412	0.171	148.0
15	33	Carles Martínez	ESP	FÓRMULA DE CAMPEONES				21	1:40.776	7	1:34.174	6	1:34.174	1.954	0.542	147.1
16	75	Nicolas Baptiste	COL	DRIVEX		R	13	34	1:42.171	16	1:34.456	8	1:34.456	2.236	0.282	146.7

Publicada a las :.....

Comisarios Deportivos:	Director de Carrera:	Cronometrador:
-------------------------------	-----------------------------	---------------------------

